

# **Department of Health and Human Services**


## **Division of Social Services (DSS)**

### **Base Budget and Programs Overview**

**Joint Appropriations Subcommittee on**

**Health and Human Services**

**March 21, 2017**

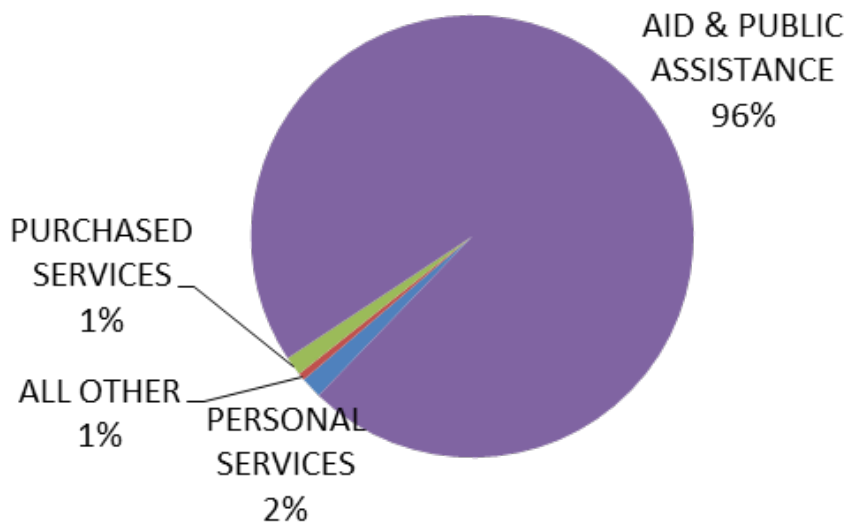


**FISCAL RESEARCH DIVISION**

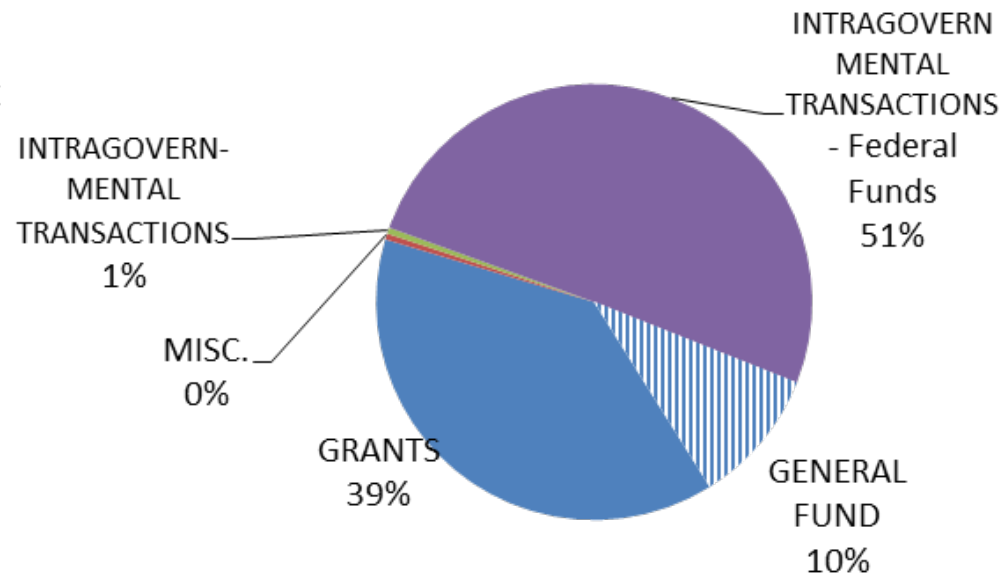
A Staff Agency of the North Carolina General Assembly

# DSS Base Budget

## FY 2017-19 Expenditures



## FY 2017-19 Funding Sources



Note: County and local participation total \$712 million or 99.7% of the Grants funding.

# DSS Base Budget

14440 - Division of Social Services		Actual	Certified	Authorized	Incr/Decr	Total	Incr/Decr	Total
Account Title		2015-16	2016-17	2016-17	2017-18	2017-18	2018-19	2018-19
PERSONAL SERVICES		\$22,586,395	\$28,128,923	\$28,925,506	\$85,220	\$29,010,726	\$85,220	\$29,010,726
PURCHASED SERVICES		\$20,754,282	\$28,853,081	\$25,828,612	(\$51,578)	\$25,777,034	(\$51,578)	\$25,777,034
SUPPLIES		\$117,719	\$370,271	\$254,122	(\$7,200)	\$246,922	(\$7,200)	\$246,922
PROPERTY, PLANT & EQUIPMENT		\$128,763	\$377,036	\$337,846	(\$21,000)	\$316,846	(\$21,000)	\$316,846
OTHER EXPENSES & ADJUSTMENTS		\$3,054,477	\$1,911,095	\$3,178,186	\$0	\$3,178,186	\$0	\$3,178,186
AID & PUBLIC ASSISTANCE		\$1,751,270,665	\$1,668,482,728	\$1,801,733,339	(\$13,860,717)	\$1,787,872,622	(\$13,860,717)	\$1,787,872,622
RESERVES		(\$1)	\$11,338,942	\$11,451,904	(\$6,659,152)	\$4,792,752	(\$6,659,152)	\$4,792,752
INTRAGOVERNMENTAL TRANSACTIONS		\$4,431,586	\$3,723,216	\$3,031,329	(\$1,589,017)	\$1,442,312	(\$1,589,017)	\$1,442,312
Total Requirements		\$1,802,343,887	\$1,743,185,292	\$1,874,740,844	(\$22,103,444)	\$1,852,637,400	(\$22,103,444)	\$1,852,637,400
GRANTS		\$699,597,977	\$645,864,399	\$717,567,911	(\$3,747,571)	\$713,820,340	(\$3,747,571)	\$713,820,340
FEES, LICENSES, & FINES		\$0	\$6,968	\$0	\$0	\$0	\$0	\$0
MISCELLANEOUS		\$8,797,949	\$7,794,898	\$8,260,774	\$7,067	\$8,267,841	\$7,067	\$8,267,841
INTRAGOVERNMENTAL TRANSACTIONS		\$13,698,073	\$9,067,502	\$8,458,045	\$0	\$8,458,045	\$0	\$8,458,045
INTRAGOVERNMENTAL TRANSACTIONS - Federal Funds		\$901,516,133	\$880,399,437	\$940,325,061	(\$4,828,940)	\$935,496,121	(\$4,828,940)	\$935,496,121
Total Receipts		\$1,623,610,133	\$1,543,133,204	\$1,674,611,791	(\$8,569,444)	\$1,666,042,347	(\$8,569,444)	\$1,666,042,347
Net Appropriation		\$178,733,754	\$200,052,088	\$200,129,053	(\$13,534,000)	\$186,595,053	(\$13,534,000)	\$186,595,053
		Actual	Certified	Authorized	Incr/Decr	Total	Incr/Decr	Total
		2015-16	2016-17	2016-17	2017-18	2017-18	2018-19	2018-19
531212	SPA-REG SALARIES-RECPT	4.000	0.000	4.000	0.000	4.000	0.000	4.000
531213	SPA-REG SALARIES-UNDESIG	394.000	414.000	419.000	0.000	419.000	0.000	419.000
531222	SPA TIME LIMITED SAL-REC	0.000	0.000	2.000	0.000	2.000	0.000	2.000
531223	SPA TIME LIMITED SAL-UNDE	3.000	3.000	3.000	-1.000	2.000	-1.000	2.000
Total FTE		401.000	417.000	428.000	-1.000	427.000	-1.000	427.000

# DSS Base Budget

Increase/Decrease Detail	FY 2017-18	FY 2018-19
<b>NR Items removed</b>		
Compensation Increase Reserve	\$ (61,298)	\$ (61,298)
State Retirement Contributions	\$ (47,854)	\$ (47,854)
County Child Welfare Services Oversight and Accountability	\$ (11,614)	\$ (11,614)
Child Welfare Program Improvement Plan	\$ (8,372,917)	\$ (8,372,917)
Child Welfare Native American Services	\$ (60,000)	\$ (60,000)
Child Fatality Reviews	\$ (750)	\$ (750)
Temporary Assistance for Facilities that Serve Special Assistance Recipient	\$ (3,750,000)	\$ (3,750,000)
Food and Nutrition Services Outreach for Medicaid/Medicare Dual Eligibles	\$ (600,000)	\$ (600,000)
Eckerd Kids and Caring for Children's Angels Watch Program	\$ (1,100,000)	\$ (1,100,000)
Non-profit direct appropriations	\$ (675,000)	\$ (675,000)
<b>Partial Year Funding Annualized</b>		
Foster Care to Age 21	\$ 950,000	\$ 950,000
Adoption Assistance after 16	\$ 100,000	\$ 100,000
<b>Other</b>		
Longevity	\$ 54,037	\$ 54,037
Retirement (Fund 16.12%)	\$ 40,248	\$ 40,248
Retirement (Fund 16.12% DOJ)	\$ 1,148	\$ 1,148
<b>Total</b>	<b>\$ (13,534,000)</b>	<b>\$ (13,534,000)</b>

# 2015-17 Session Significant Budget Actions

## S.L. 2015-241, 2015 Appropriations Act

FY 2015-16

FY 2016-17

State County Special Assistance

\$ (4,000,000) R

\$ (5,750,000) R

Foster Care Caseload Increase

\$ 4,500,000 R

\$ 7,500,000 R

Foster Care Expansion to Age 21

\$ 50,000 R

\$ 1,000,000 R

Successful Transition of Youth in Foster Care

\$ 1,300,000 R

\$ 1,750,000 R

**Section 12C.7: Federal Child Support Incentive Payments** - Requires the Child Support Services Section of the DHHS, Division of Social Services, to retain up to 15% of the annual federal incentive payments it receives to enhance centralized child support services. Requires Child Support Services Section to allocate no less than 85% of the annual federal incentive payments to county child support services programs to improve effectiveness and efficiency using the federal performance measures.

**Section 12C.9: Fostering Success/Extend Foster Care to 21 Years of Age** - Expands foster care to age 21 for youth who choose to remain in foster care. The youth must be completing secondary education, enrolled in an institution that provides postsecondary or vocational education, participating in a program or activity to remove barriers to employment, employed for at least 80 hours a month, or is incapable of any of these activities due to a medical condition or disability.

# 2015-17 Session Significant Budget Actions

## S.L. 2016-94, 2016 Appropriations Act

FY 2016-17

State-County Special Assistance Caseload Adjustment	\$ (1,000,000)	R
Adoption Assistance	\$ (1,000,000)	R
County Child Welfare Services Oversight and Accountability	\$ 691,965	R
15.00 FTE	\$ 11,614	NR
Child Welfare Program Improvement Plan	\$ 167,083	R
3.00 FTE	\$ 8,372,917	NR
Temporary Assistance for Facilities that Serve Special Assistance Recipients	\$ 3,750,000	NR
Eckerd Kids and Caring for Children's Angels Watch Program	\$ 1,100,000	N
County Department of Social Services Improve Medicaid Timeliness	\$ 156,785	R
4.00 FTE		

**Section 12C.1: Child Welfare System Changes-** Requires the Division of Social Services report on the implementation of the federal Program Improvement plan to bring the State into compliance with national standards for child welfare policy and practices. Also requires the Division to develop a statewide strategic plan for Child Welfare Services that complements the federal Program Improvement Plan and addresses the findings of the North Carolina Statewide Child Protective Services Evaluation.

**Section 12C.7: Temporary Financial Assistance for Facilities Licensed to Accept State-County Special Assistance Payments -** Requires the Division of Social Services, beginning October 1, 2016 to provide monthly payments of \$34 per resident who receives State-County Special Assistance. The Division is to submit a detailed plan by April 1, 2017 for a long-term solution on how to ensure adequate reimbursement to facilities for serving recipients of State-County Special Assistance without increasing the Medicaid eligibility income limit for State-County Special Assistance recipients and thereby expanding Medicaid.

# Federally Authorized, State Supervised, County Administered

- Division of Social Services (DSS) oversees federally and State authorized human services programs
  - Supported by federal, State and county funds
- Division of Social Services and the Social Services Commission establishes policy and oversees compliance
- County boards of social services and commissioners determine local priorities and supplement funding
- Counties directly administer programs

# DSS Programs and Services

## Food and Nutrition Services (FNS)-

- A federal food assistance program that provides benefits to low-income people that they can use to buy food.
- An entitlement program, so all eligible individuals and households can receive assistance.
- Monthly allotments of FNS benefits are issued via Electronic Benefit Transfer cards (EBT cards). Households use these benefits to buy eligible food in authorized retail food stores.



# Food and Nutrition Services (FNS)

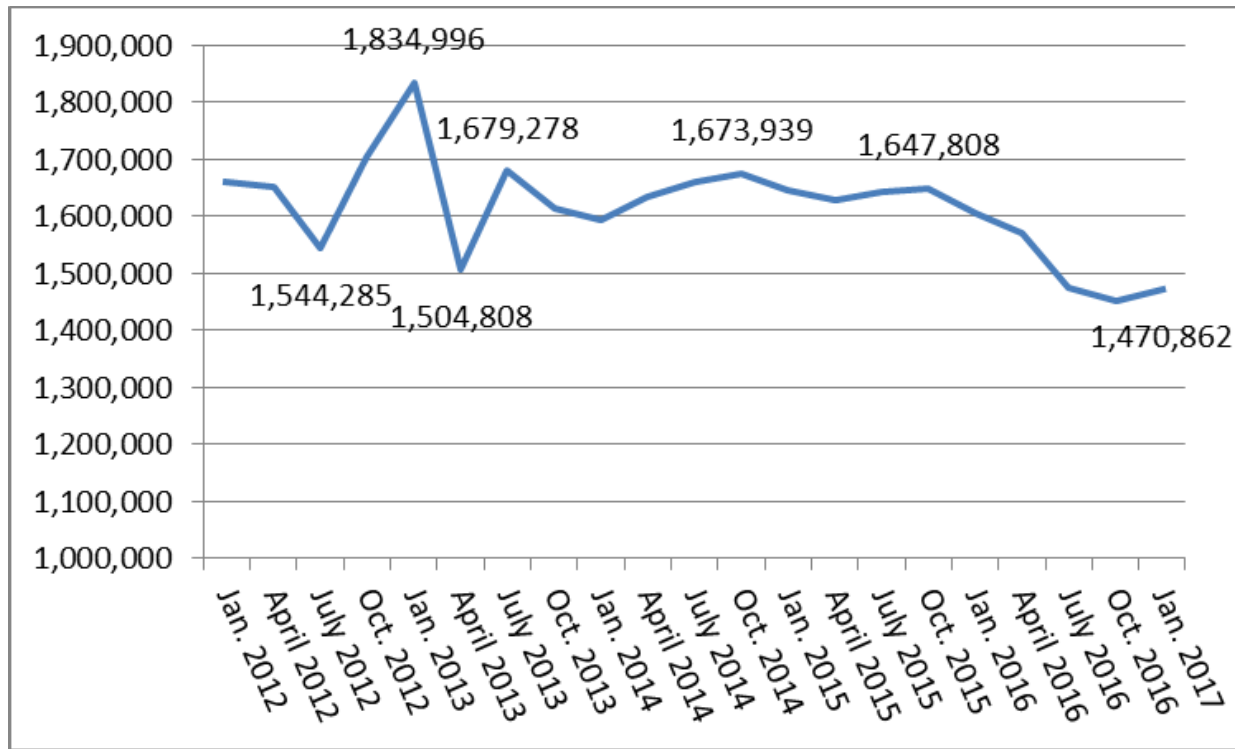
**Maximum Monthly Income and Allotment effective October 1, 2016**

FNS UNIT SIZE	200% MAXIMUM GROSS INCOME LIMIT	130% MAXIMUM GROSS INCOME LIMIT	MAXIMUM ALLOWABLE NET INCOME	MAXIMUM BENEFIT ALLOTMENT
1	\$1,980	\$1,287	\$990	\$194
2	\$2,670	\$1,736	\$1,335	\$357
3	\$3,360	\$2,184	\$1,680	\$511
4	\$4,050	\$2,633	\$2,025	\$649
5	\$4,740	\$3,081	\$2,370	\$771
6	\$4,230	\$3,530	\$2,715	\$925
7	\$6,122	\$3,980	\$3,061	\$1,022
8	\$6,816	\$4,430	\$3,408	\$1,169
Each Additional Member	(+ 694)	(+ 451)	(+ 347)	(+ 146)

Source: Food and Nutrition Services Manual, FNS 285 Determining Benefit Levels, viewed 2/27/2017

# Food and Nutrition Services (FNS)

## Individuals Served January 2012-January 2017



Federal Fiscal Year 2016 (October 2015-September 2016) Data:

- Average monthly households served: 761,999
- Average benefit issued per household: \$187.4
- Total benefit issuance in North Carolina: \$2.5 billion

Sources: NCFAS FNS Statewide Demographics <https://www2.ncdhhs.gov/dss/stats/fsp.htm>; <https://www.fns.usda.gov/pd/supplemental-nutrition-assistance-program-snap>

# Disaster Food and Nutrition Services (D-FNS)

Non-FNS program recipients may be eligible for D-FNS if they experienced disaster related expenses.

Eligibility is based on available income / resources and documented statement of food loss.

## **D-FNS implemented in 45 counties:**

- 119,868 applications taken
- 100,518 households (83.9%) approved
- The average benefit per household was \$393.57

Supplemental and replacement benefits were issued for qualifying current FNS recipients.

Total amount of D-FNS, FNS Replacements, and FNS Supplements issued: \$89,709,333(Federal Funds)

Source: Division of Social Services

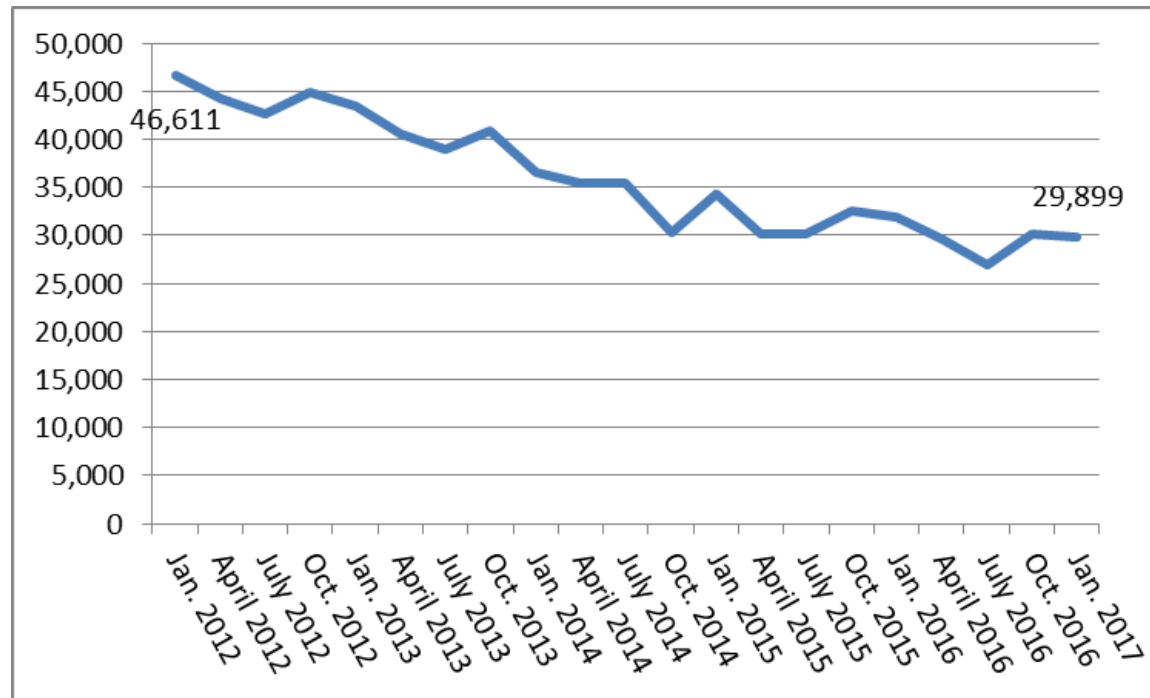
# Work First Family Assistance

Work First is North Carolina's Temporary Assistance for the Needy Families (TANF) program. This program helps parents support themselves and their families by offering short-term training and other services to increase the chances of employment.

States have flexibility in setting eligibility and payments for programs funded with TANF Block Grant Funds. North Carolina current eligibility criteria is set in G.S. 108A-27.01. Current income and payment standards:

Assistance Unit	Need Standard	Max Benefit Payment
1	\$362	\$181
2	\$472	\$236
3	\$544	\$272
4	\$594	\$297

# Work First Family Assistance Individuals Served



## January 2017

- Average number of individuals per case: 1.8
- Percentage of caseload that is child only: 72.1 %
- Average payment for all cases: \$215

Source: Source: DSS Performance Mgt/Reporting and Evaluation Mgt.: CSDW and NC FAST and the Division of Social Services

# Child Support Services

Responsible for the collection of child support money from non-custodial parents

- Assist in locating absent parents
- Establish paternity of the child
- Petition the court for child support orders
- Collect and disburse child support payments

# Child Support Services

Child Support Services is locally operated. There are 100 Child Support Offices. Counties have placed their Child Support Services offices under the authority of various local agencies.

- 75 under the authority of County DSS
- 9 under the authority of the County Manager
- 16 under contract with private companies

Regardless of who operates the local Child Support Services office, the same regulation, laws, and state policies apply.

Source: Division of Social Services

# Child Support Services

## State Fiscal Year 2016

(July 1, 2015 - June 30, 2016)

CASES - 407,611 cases at the end of the reporting period

COLLECTIONS - \$708 million collected

COURT ORDERS - – 86.31 % of cases currently have a court order for child support compared to 86.49% SFY2015

PATERNITY - Paternity was established for 300,520 children born out of wedlock

Source: Division of Social Services



# Child Protective Services

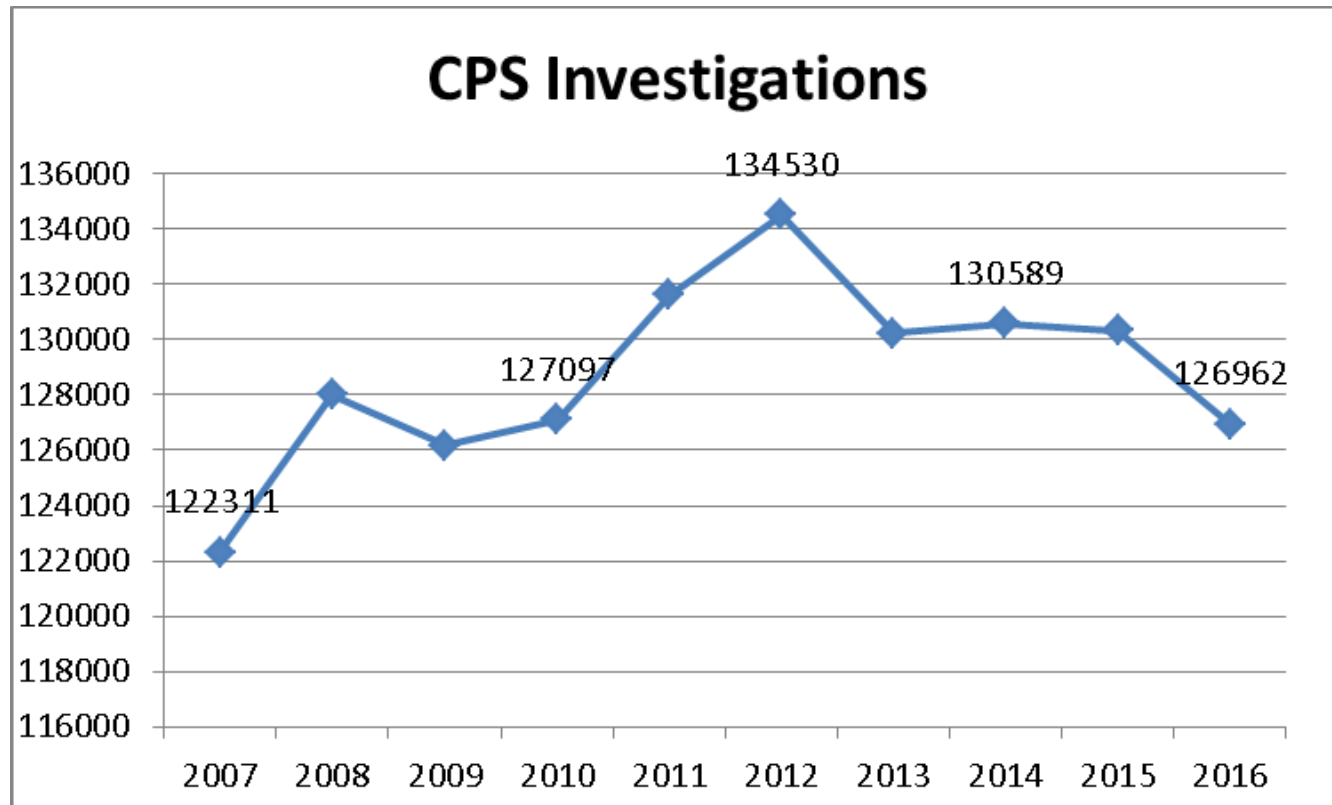
Child Protective Services (CPS) helps prevent further harm to children from abuse, exploitation or neglect by a parent or caretaker. CPS workers in county departments of social services (DSS) accomplish this through:

- Assessing suspected cases of abuse and neglect.
- Assisting the family in diagnosing the problem.
- Providing in-home counseling and supportive services to help children stay at home with their families.
- Coordinating community and agency services for the family.
- Petitioning the court for removal of the child, if necessary.
- Providing public information about child abuse and neglect.

Source: NC DHHS Open Window, <http://dhhsopenwindow.nc.gov/>

# Child Protective Service Investigations Growth

The number of Child Protective Services investigations in North Carolina has fluctuated over time.



Source: Duncan, D.F., Kum, H.C., Flair, K.A., Stewart, C.J., Vaughn, J.S., Guest, S., Rose, R.A., Gwaltney, A.Y., and Gogan, H.C. (2016). Management Assistance for Child Welfare, Work First, and Food & Nutrition Services in North Carolina (v3.2). Retrieved March 14, 2017 from the University of North Carolina at Chapel Hill Jordan Institute for Families website. [Http://ssw.unc.edu/ma/](http://ssw.unc.edu/ma/)

# Foster Care Services

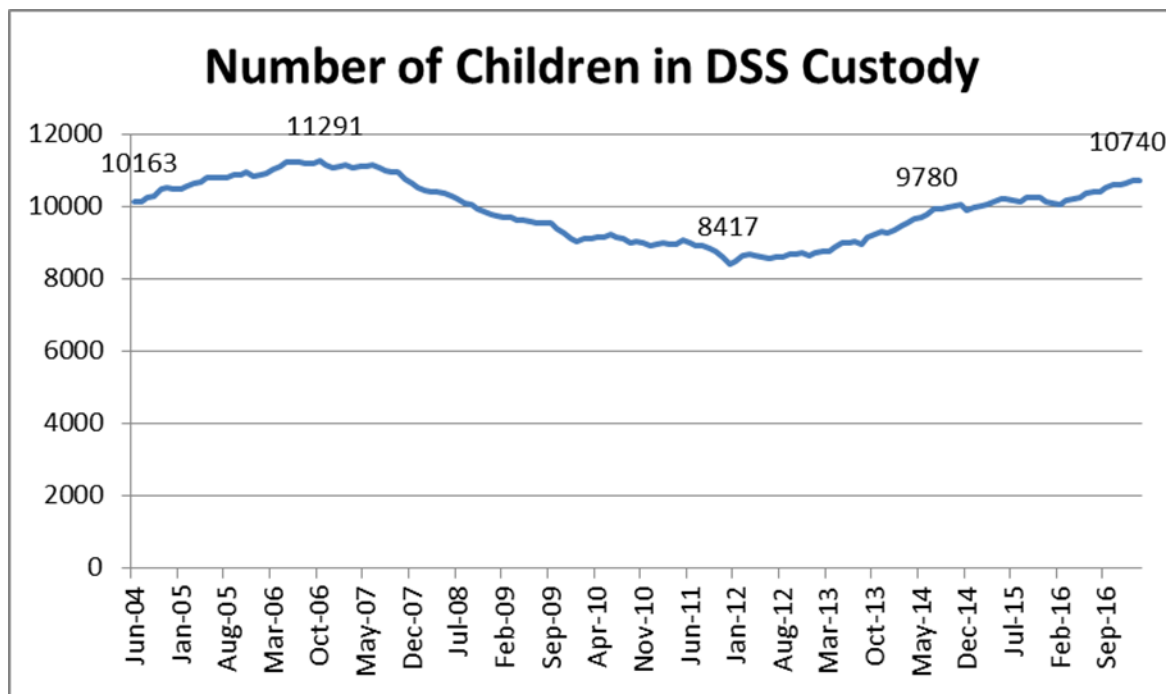
Foster Care services provide temporary care for infants, children and adolescents who have been removed from their own homes because their families cannot or will not provide protection or care for them adequately. Foster Care Services are designed to strengthen, preserve, and/or reunite families after children have come into agency legal custody or placement responsibility. Foster Care Services:

- Help families strengthen their parenting abilities
- Help children with health, educational, mental health and developmental needs
- Help young adults who are aging out or have already aged out of the foster care system

Source: NC DHHS Open Window, <http://dhhsopenwindow.nc.gov/>

# Foster Care Growth

The number of children in Foster Care fluctuates. There is a current upward trend in the number of children in Foster Care.



Source: Duncan, D.F., Kum, H.C., Flair, K.A., Stewart, C.J., Vaughn, J.S., Guest, S., Rose, R.A., Gwaltney, A.Y., and Gogan, H.C. (2016). Management Assistance for Child Welfare, Work First, and Food & Nutrition Services in North Carolina (v3.2). Retrieved March 14, 2017 from the University of North Carolina at Chapel Hill Jordan Institute for Families website. <http://ssw.unc.edu/ma/>

# Adoption Services

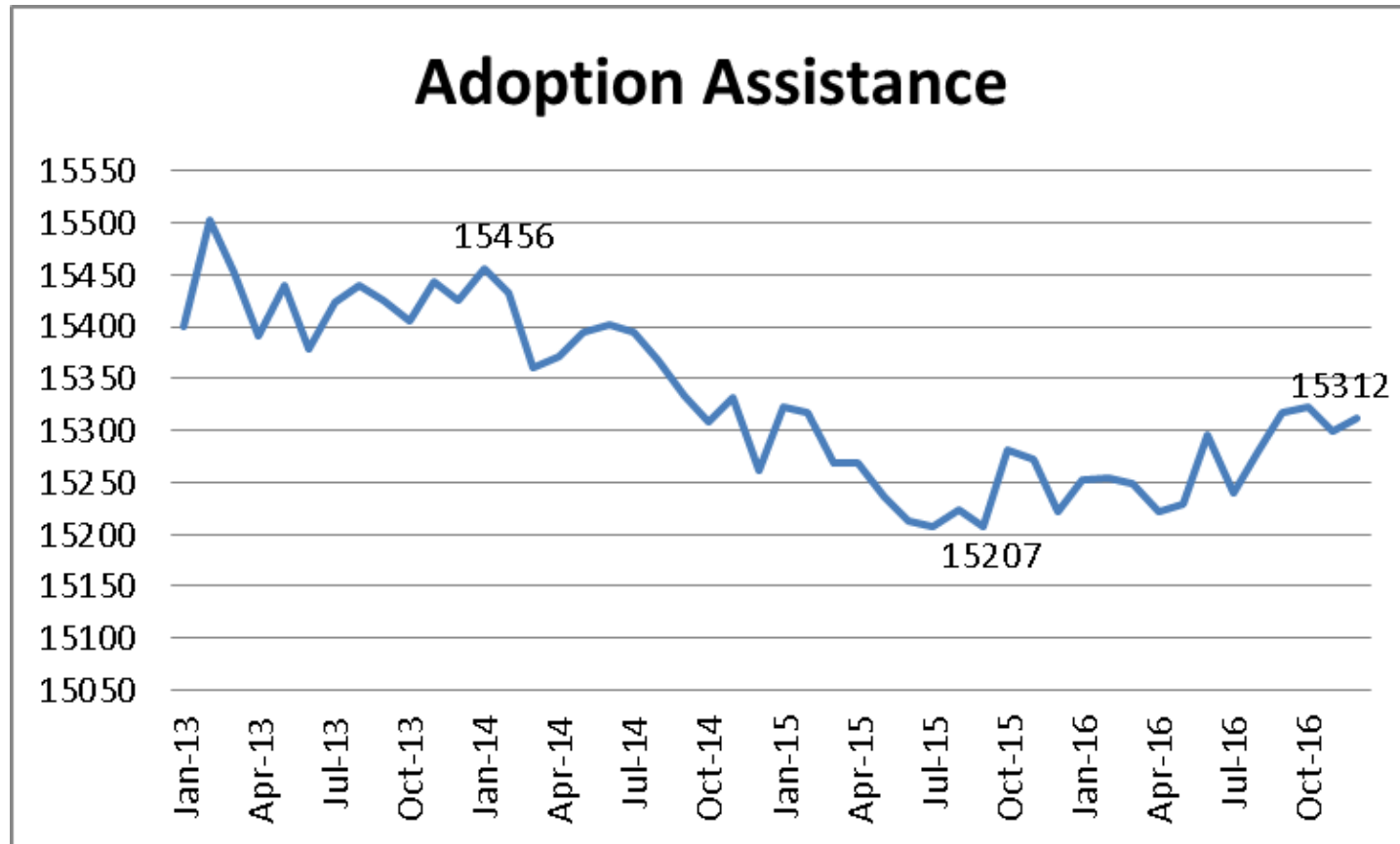
Adoption Services help children whose birth parents cannot care for them to become part of a new family. County departments of social services and private child-placing agencies provide these services, including:

- Recruiting, assessing and selecting adoptive homes.
- Casework services for adoptive families to help sustain the placement.
- Help finalizing the legal adoption.
- Post-adoption services.

These services benefit children in the foster care system and the families who adopt them.

Source: NC DHHS Open Window, <http://dhhsopenwindow.nc.gov/>

# Adoption Assistance



Source: Division of Social Services, FC- AA\_by Co\_ Dec 16\_SFY 2020 proj.slsx.

# Family Preservation Services

- **Intensive Family Preservation Services (IFPS)** provides in-home crisis intervention services designed to help families at imminent risk of having a child removed from the home. This model is characterized by very small caseloads for workers, short duration of services (six weeks), 24-hour availability of staff, and the provision of services primarily in the child's home or in another environment. Services can include assessment, counseling, skills training, referral, advocacy, case management and follow-up.
- **Family Preservation Services (FPS)** are interventions that target at-risk families who are at high risk (although not at imminent risk) of placement out of the home. These services are provided for a maximum of 6 months, and have varying degrees of intensity depending on the needs of the family. Specific services offered are individual and family therapy, crisis intervention, emergency financial assistance, case management, mentoring, and client advocacy. Services are marked by 24-hour availability of staff, the provision of services primarily in the child's home, and a goal of maintaining a safe and intact family unit.

Source: Division of Social Services Community Based Programs website: <https://www2.ncdhhs.gov/dss/community/index.htm>

# Family Preservation Services

- **Family Support Programs/Family Resource Center Services(FRCs)** programs are a conceptual approach to strengthening and empowering families and communities through evidence based programming so they can foster the most favorable development of all family members. The operating premise of family support program/Family Resource Programs is that if family and child quality of life is improved, the risk of abuse/neglect and foster care placement decreases. The Family Resource Centers are a community-based, centralized source for family support services that may be provided through on-site programming or home-based strategies. Services established at FRCs are provided for all family members

Source: Division of Social Services Community Based Programs website: <https://www2.ncdhhs.gov/dss/community/index.htm>



# Other Programs

## **Low-Income Energy Assistance Program (LIEAP)**


- Federally-funded
- Provides for a one-time vendor payment to help eligible households pay their heating bills.
- households containing an elderly person age 60 and above or a person with a disability are prioritized for services.

## **Refugee Public Assistance and Social Services**

- Federally Funded
- Social Services provides short-term transitional assistance to help refugees become self-sufficient such as help finding employment and transportation, skill certification and learning English.
- Refugee Assistance Program is a short-term transitional program that helps refugees and other eligible recipients become economically self-sufficient.

# Questions

**Deborah Landry, Fiscal Analyst**  
**Fiscal Research Division**  
**(919) 733-4910**



**FISCAL RESEARCH DIVISION**  
A Staff Agency of the North Carolina General Assembly